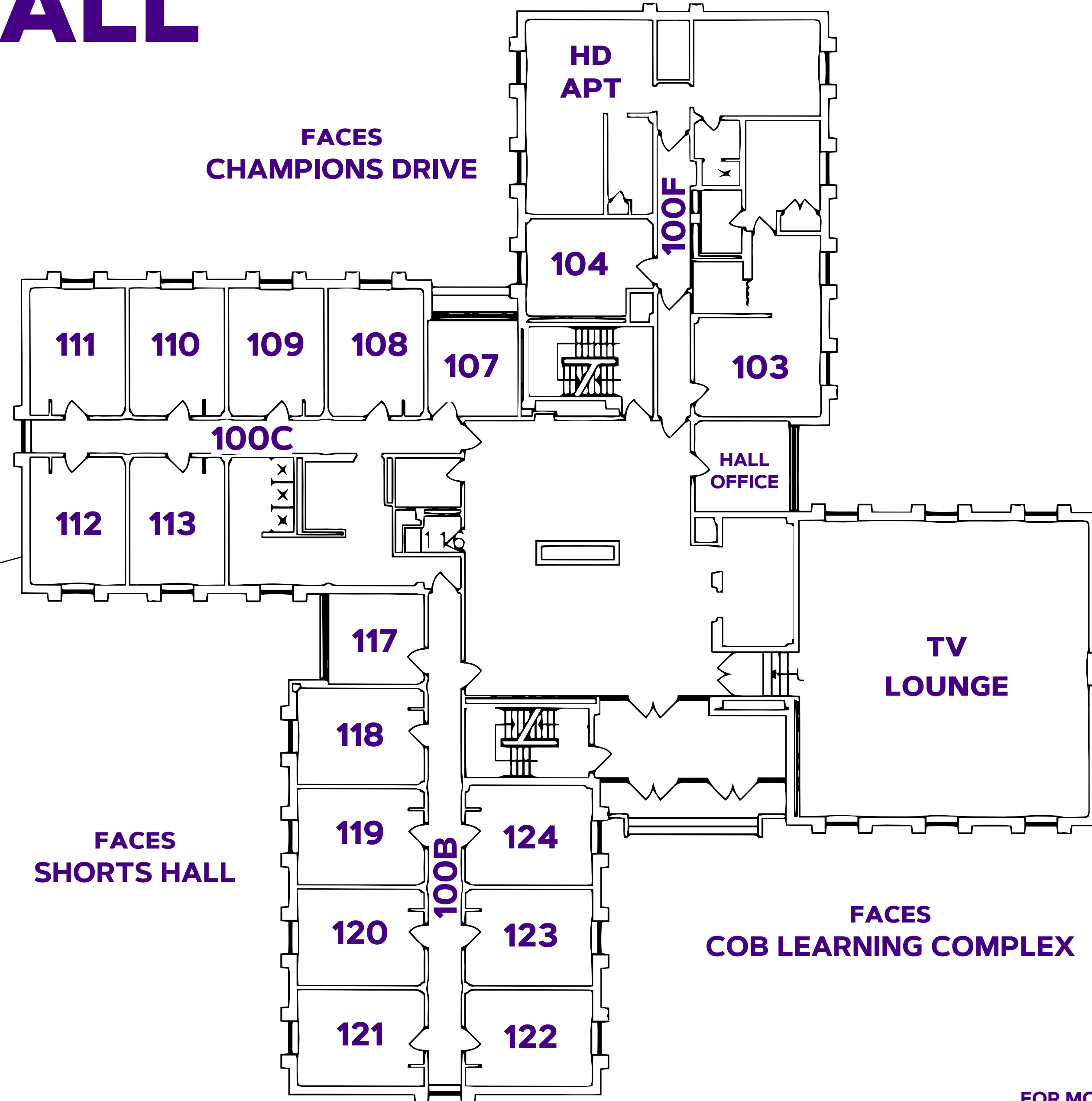


EAGLE HALL

FIRST FLOOR

#DukesLiveClose
 #DukesLiveSupported
 #DukesLIVEON



TYPICAL ROOM SPECS
 ROOM SIZE: 15'5" x 9'3"
 WINDOW SIZE: 4' x 5'8"
 CEILING HEIGHT: 8'3"

ROOM FURNITURE:
 - BEDS, CHAIRS, DESKS, DRAWERS
 - BUILT-IN WARDROBES

UPDATED AS OF 7/9/20

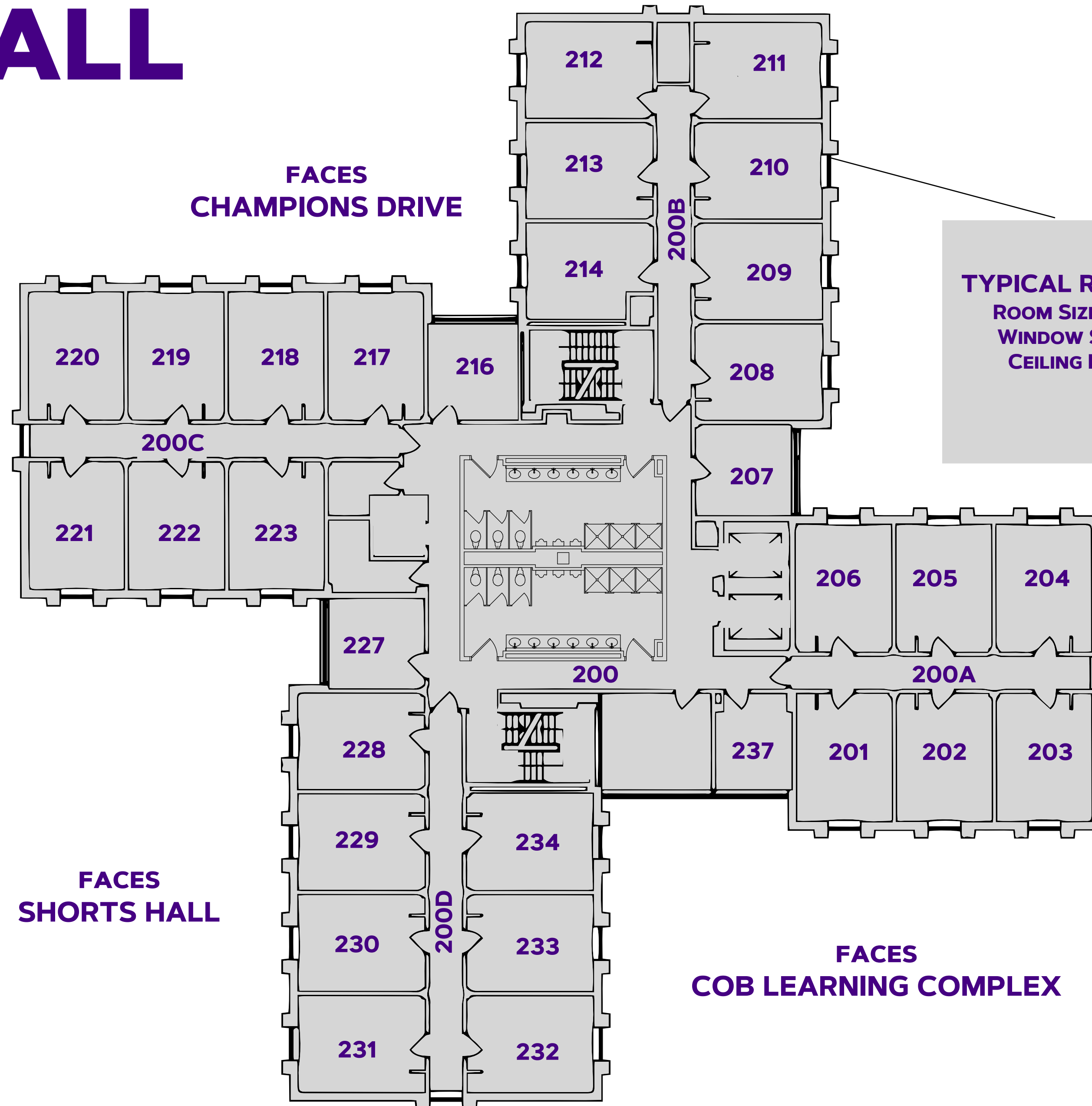
FOR MORE INFORMATION ON HALLS VISIT:
WWW.JMU.EDU/ORL/OUR-RESIDENCE-HALLS/INDEX.SHTML



EAGLE HALL

SECOND FLOOR

#DukesLiveClose
 #DukesLiveSupported
 #DukesLIVEON



TYPICAL ROOM SPECS
 ROOM SIZE: 15'5" x 9'3"
 WINDOW SIZE: 4' x 5'8"
 CEILING HEIGHT: 8'3"

ROOM FURNITURE:
 - BEDS, CHAIRS, DESKS, DRAWERS
 - BUILT-IN WARDROBES

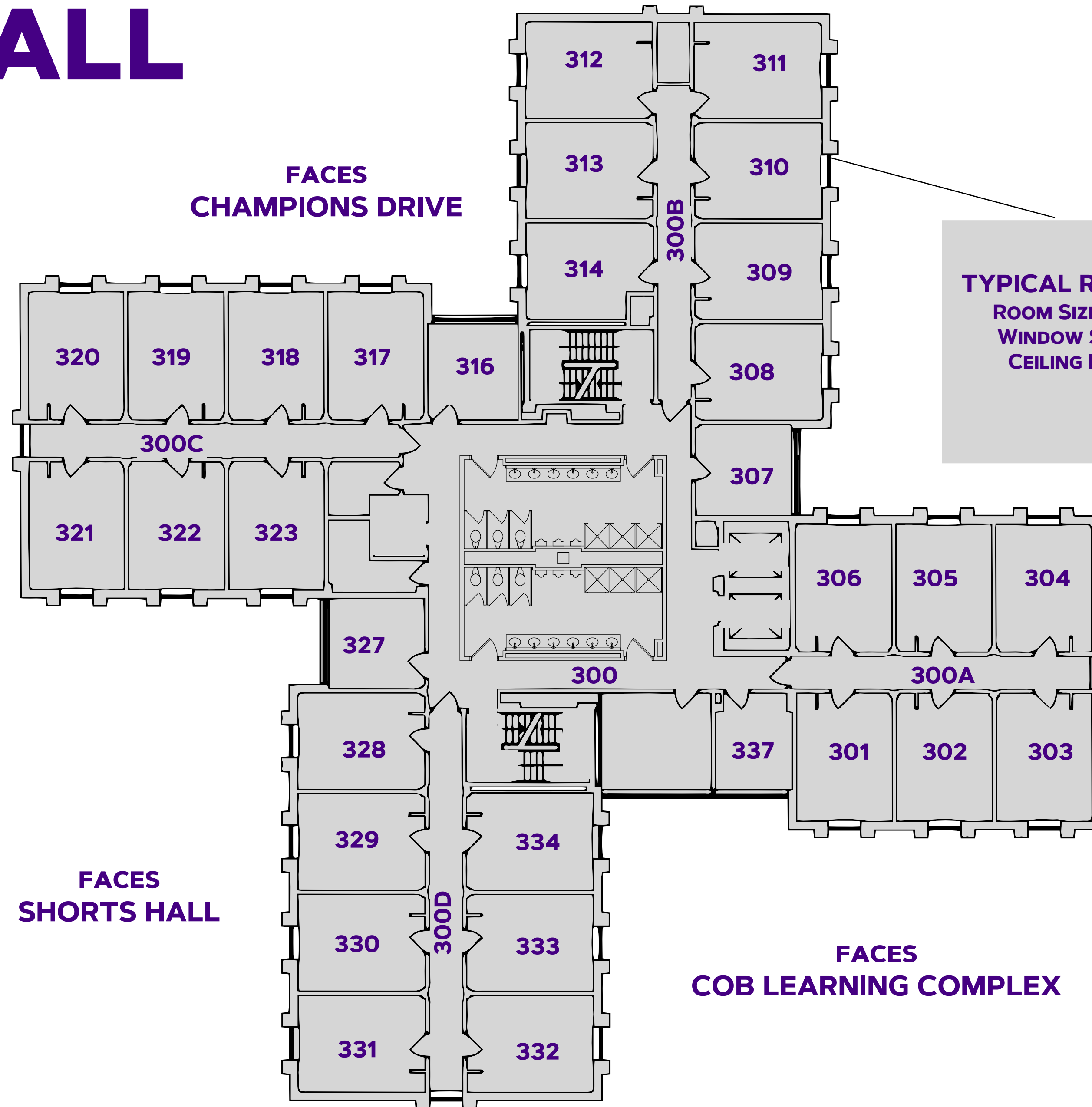
FOR MORE INFORMATION ON HALLS VISIT:
WWW.JMU.EDU/ORL/OUR-RESIDENCE-HALLS/INDEX.SHTML



EAGLE HALL

THIRD FLOOR

#DukesLiveClose
 #DukesLiveSupported
 #DukesLIVEON



TYPICAL ROOM SPECS
 ROOM SIZE: 15'5" x 9'3"
 WINDOW SIZE: 4' x 5'8"
 CEILING HEIGHT: 8'3"

FACES SHORTS HALL

FACES COB LEARNING COMPLEX

FACES SHOWKER HALL

ROOM FURNITURE:
 - BEDS, CHAIRS, DESKS, DRAWERS
 - BUILT-IN WARDROBES

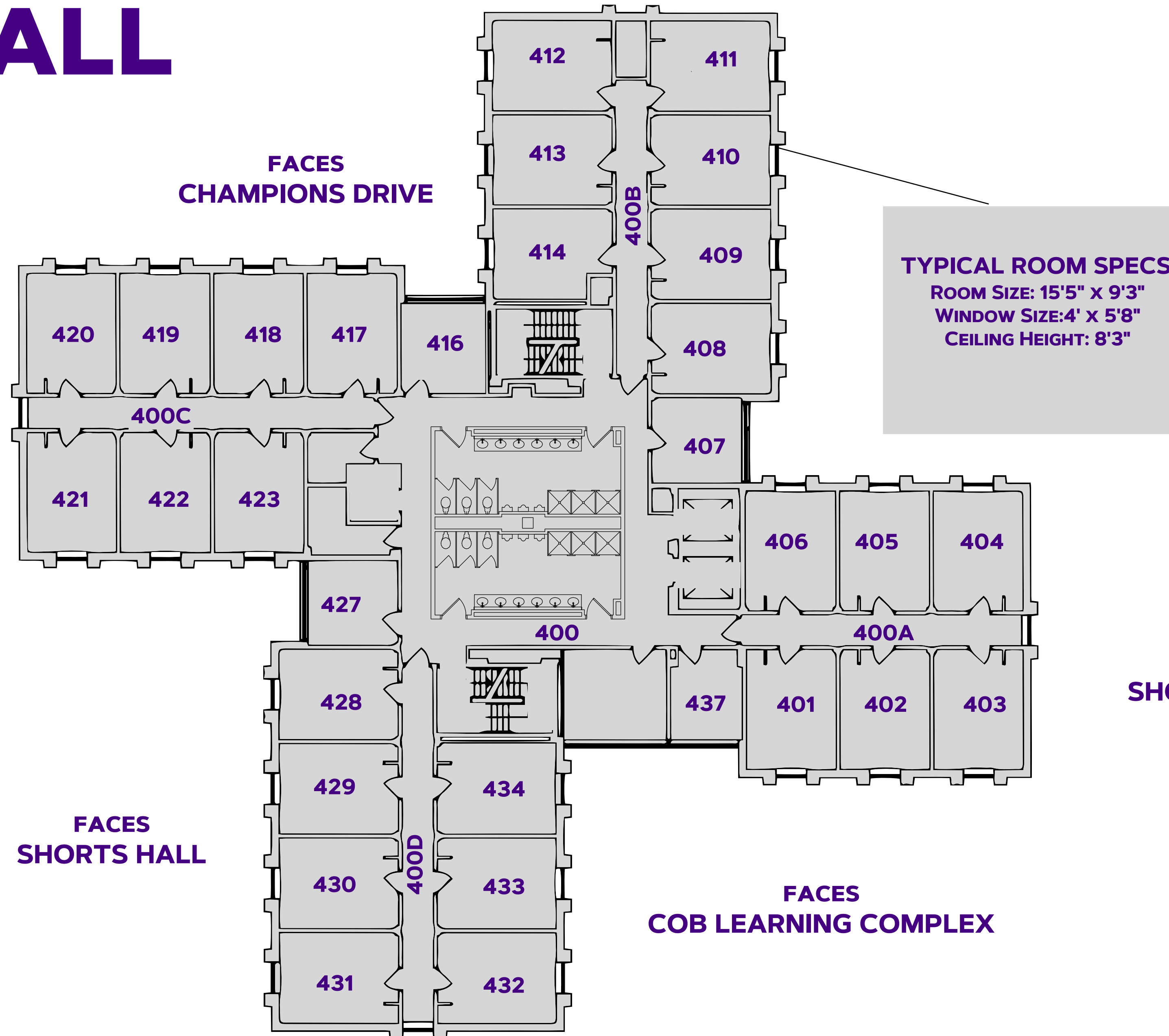
FOR MORE INFORMATION ON HALLS VISIT:
WWW.JMU.EDU/ORL/OUR-RESIDENCE-HALLS/INDEX.SHTML



EAGLE HALL

FOURTH FLOOR

#DukesLiveClose
 #DukesLiveSupported
 #DukesLIVEON



TYPICAL ROOM SPECS
 ROOM SIZE: 15'5" x 9'3"
 WINDOW SIZE: 4' x 5'8"
 CEILING HEIGHT: 8'3"

FACES
 CHAMPIONS DRIVE

FACES
 SHOWKER HALL

FACES
 SHORTS HALL

FACES
 COB LEARNING COMPLEX

ROOM FURNITURE:
 - BEDS, CHAIRS, DESKS, DRAWERS
 - BUILT-IN WARDROBES

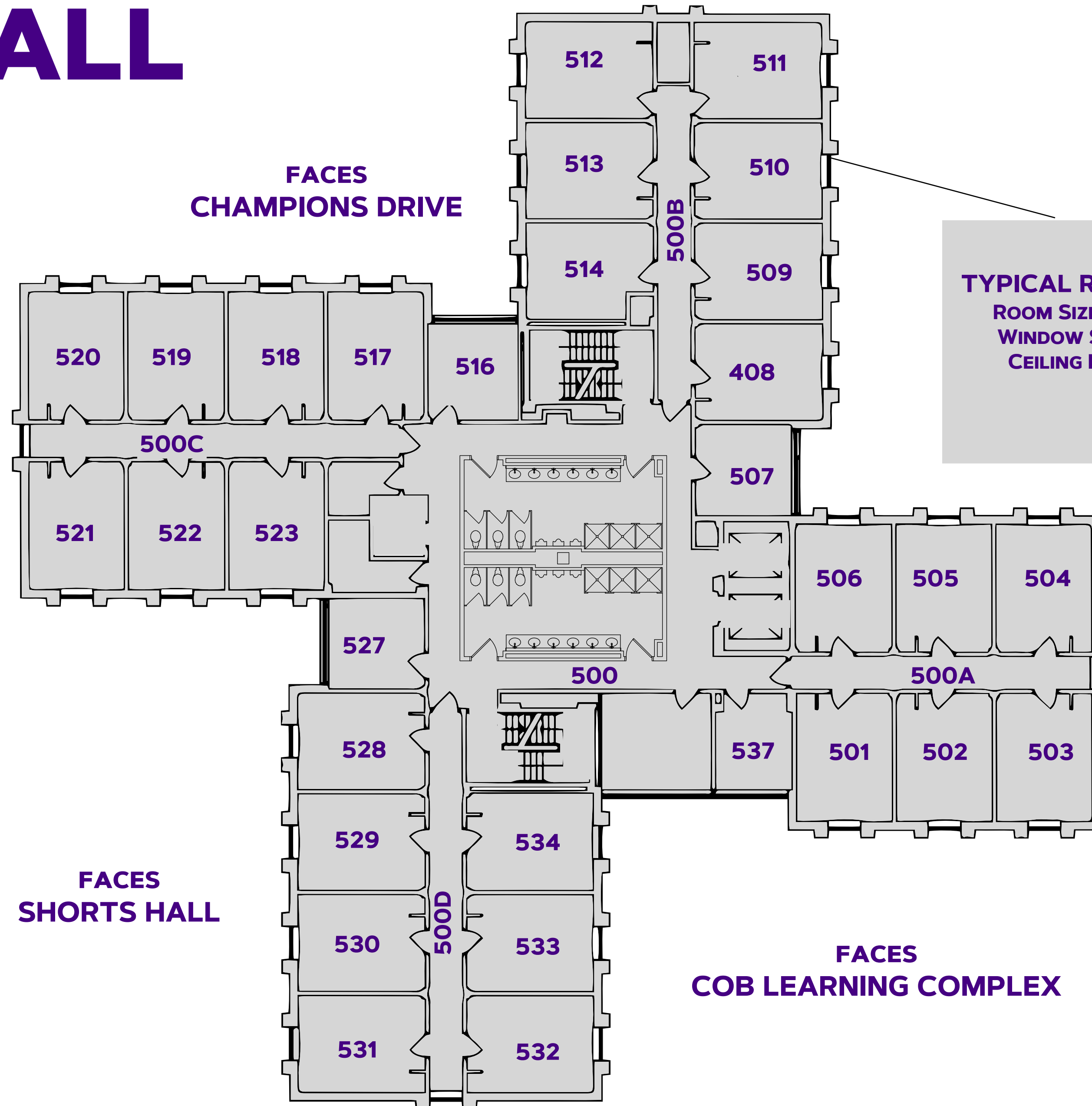
FOR MORE INFORMATION ON HALLS VISIT:
WWW.JMU.EDU/ORL/OUR-RESIDENCE-HALLS/INDEX.SHTML



EAGLE HALL

FIFTH FLOOR

#DukesLiveClose
#DukesLiveSupported
#DukesLIVEON



TYPICAL ROOM SPECS
ROOM SIZE: 15'5" x 9'3"
WINDOW SIZE: 4' x 5'8"
CEILING HEIGHT: 8'3"

FACES
CHAMPIONS DRIVE

FACES
SHOWKER HALL

FACES
SHORTS HALL

FACES
COB LEARNING COMPLEX

ROOM FURNITURE:
- BEDS, CHAIRS, DESKS, DRAWERS
- BUILT-IN WARDROBES

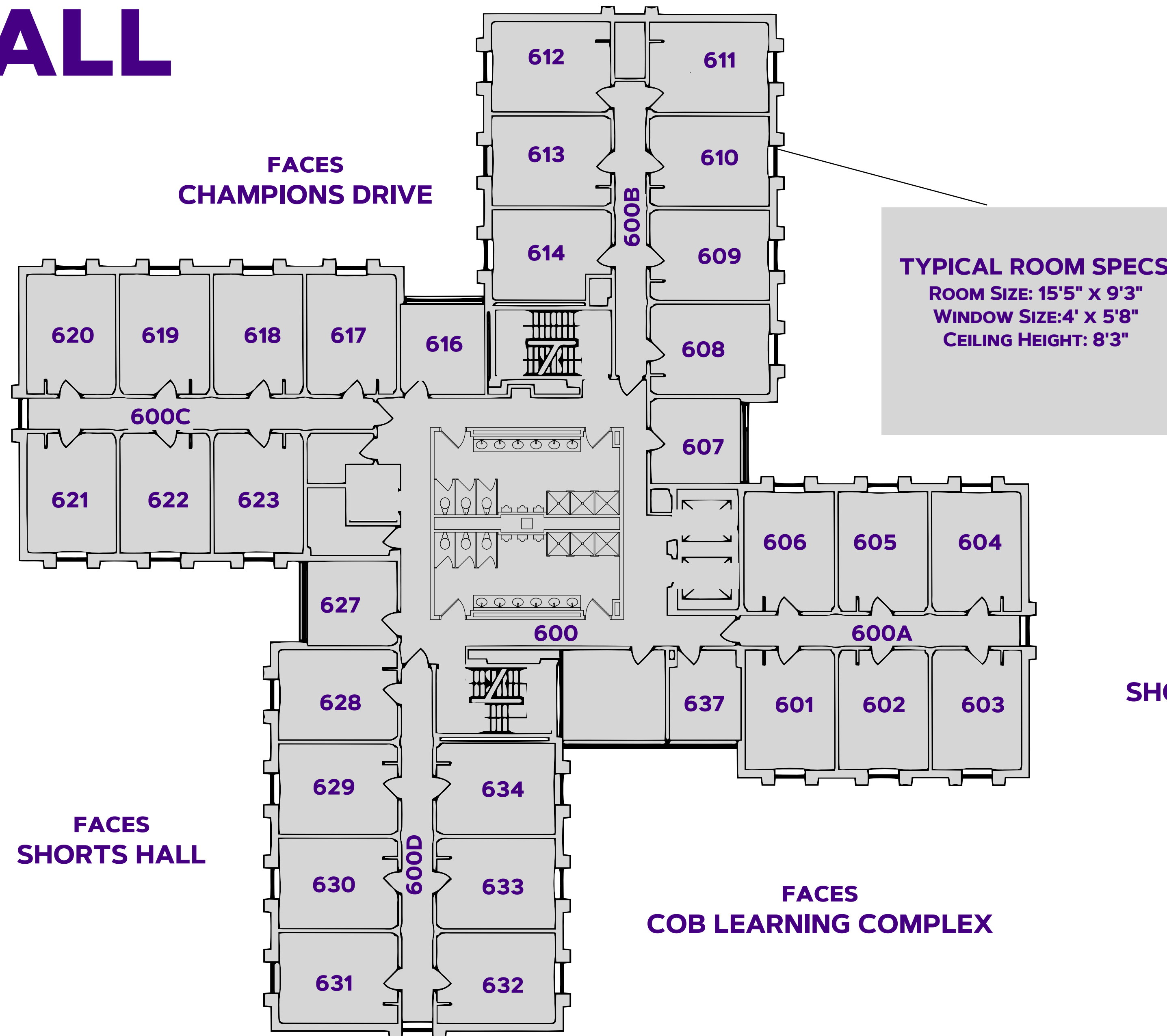
FOR MORE INFORMATION ON HALLS VISIT:
WWW.JMU.EDU/ORL/OUR-RESIDENCE-HALLS/INDEX.SHTML



EAGLE HALL

SIXTH FLOOR

#DukesLiveClose
#DukesLiveSupported
#DukesLIVEON



TYPICAL ROOM SPECS
ROOM SIZE: 15'5" x 9'3"
WINDOW SIZE: 4' x 5'8"
CEILING HEIGHT: 8'3"

FACES
CHAMPIONS DRIVE

FACES
SHOWKER HALL

FACES
SHORTS HALL

FACES
COB LEARNING COMPLEX

ROOM FURNITURE:
- BEDS, CHAIRS, DESKS, DRAWERS
- BUILT-IN WARDROBES

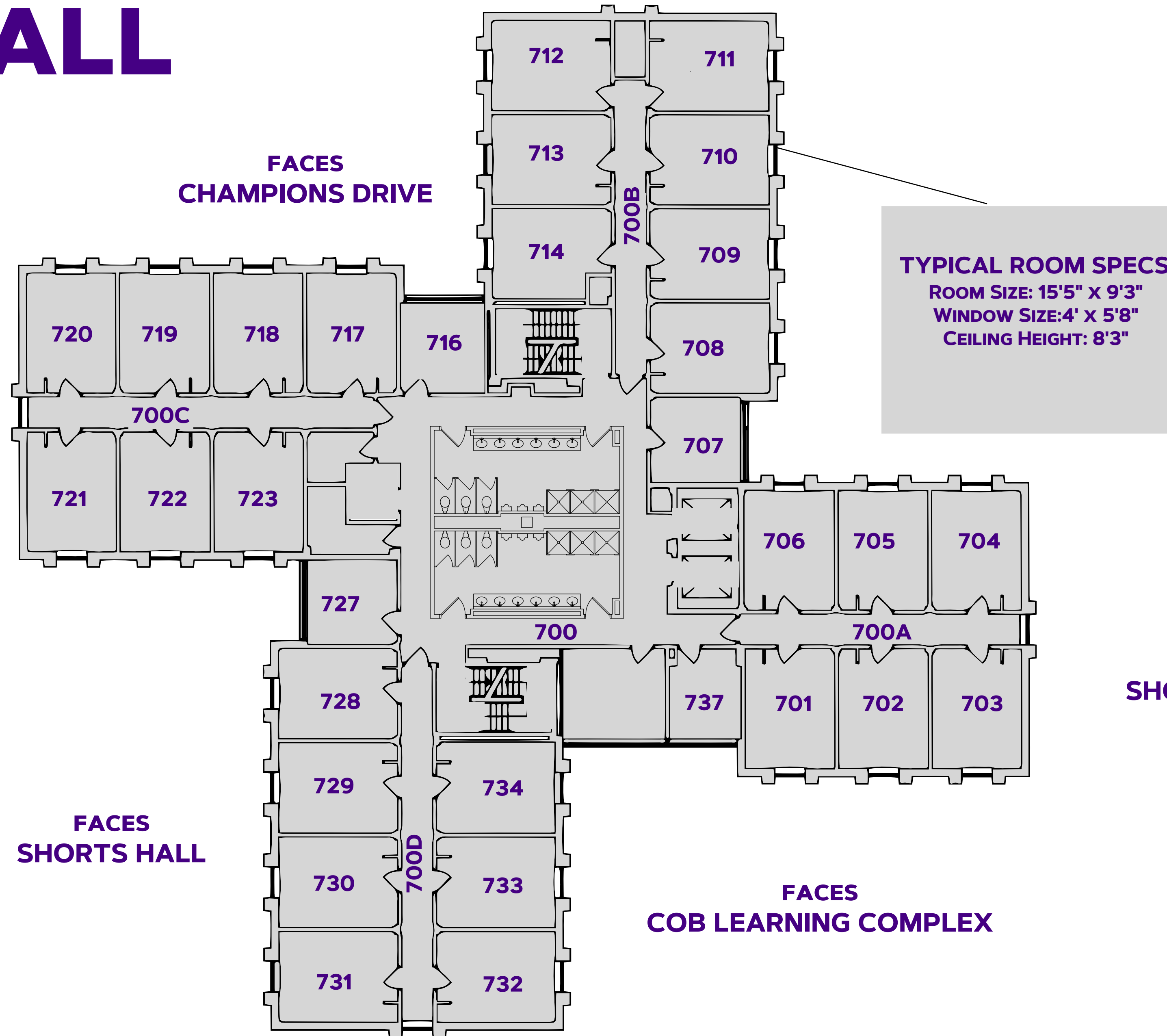
FOR MORE INFORMATION ON HALLS VISIT:
WWW.JMU.EDU/ORL/OUR-RESIDENCE-HALLS/INDEX.SHTML



EAGLE HALL

SEVENTH FLOOR

#DukesLiveClose
 #DukesLiveSupported
 #DukesLIVEON



TYPICAL ROOM SPECS
 ROOM SIZE: 15'5" x 9'3"
 WINDOW SIZE: 4' x 5'8"
 CEILING HEIGHT: 8'3"

ROOM FURNITURE:
 - BEDS, CHAIRS, DESKS, DRAWERS
 - BUILT-IN WARDROBES

FOR MORE INFORMATION ON HALLS VISIT:
WWW.JMU.EDU/ORL/OUR-RESIDENCE-HALLS/INDEX.SHTML



FACES
 SHOWKER HALL

FACES
 SHORTS HALL

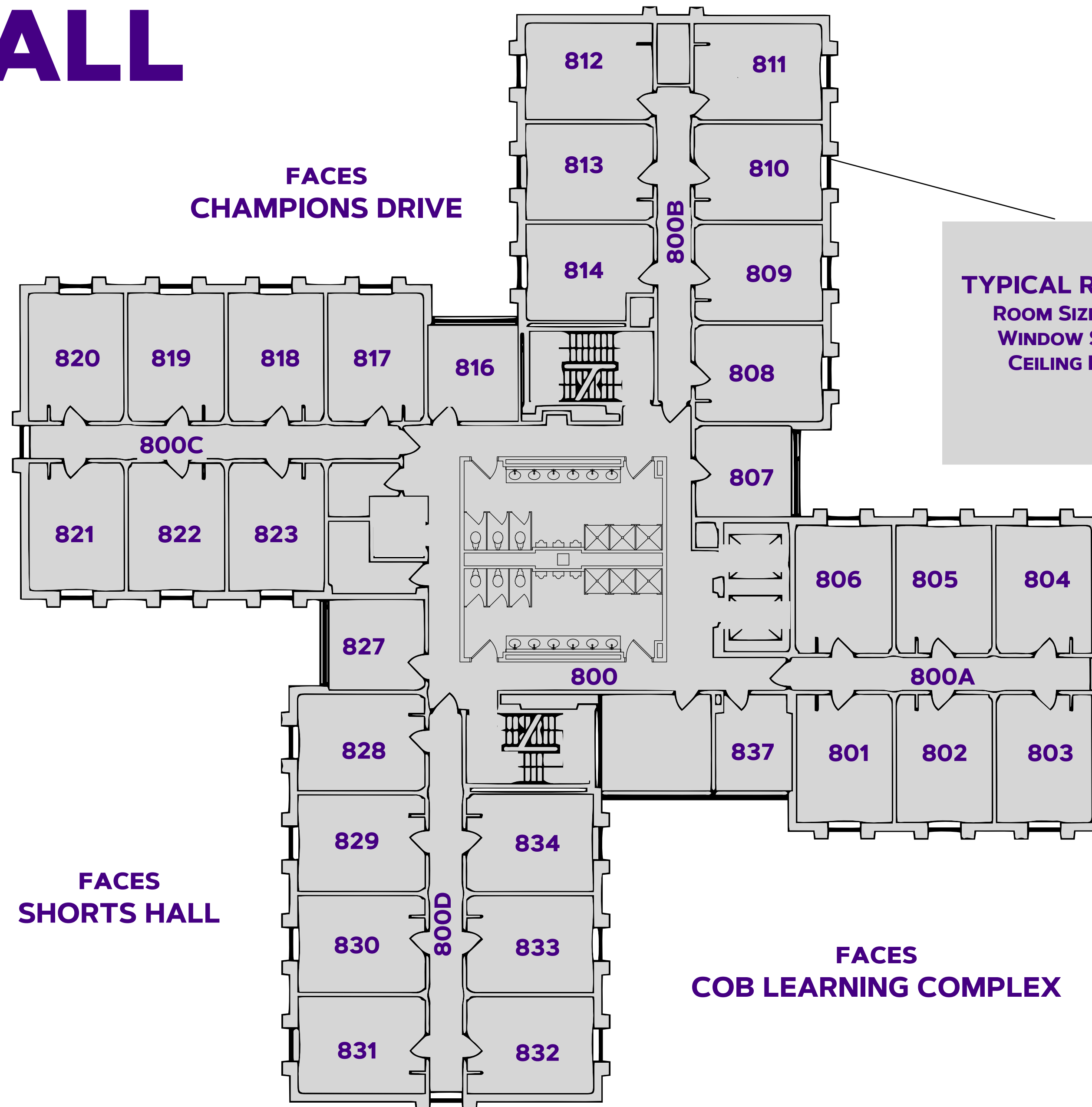
FACES
 COB LEARNING COMPLEX

FACES
 CHAMPIONS DRIVE

EAGLE HALL

EIGHTH FLOOR

#DukesLiveClose
 #DukesLiveSupported
 #DukesLIVEON



TYPICAL ROOM SPECS
 ROOM SIZE: 15'5" x 9'3"
 WINDOW SIZE: 4' x 5'8"
 CEILING HEIGHT: 8'3"

FACES
 CHAMPIONS DRIVE

FACES
 SHOWKER HALL

FACES
 SHORTS HALL

FACES
 COB LEARNING COMPLEX

ROOM FURNITURE:
 - BEDS, CHAIRS, DESKS, DRAWERS
 - BUILT-IN WARDROBES

FOR MORE INFORMATION ON HALLS VISIT:
WWW.JMU.EDU/ORL/OUR-RESIDENCE-HALLS/INDEX.SHTML

